



TECHNICAL DATA SHEET



ALTERNATOR E1C13S C/4

Single-Phase brushless synchronous alternator with capacitor - 4 poles



E1C13S C/4

COMMON DATA

Rated Power at 50Hz	kVA	8,0	
Rated Power at 60Hz	kVA	9,75	
Rated Power Factor		1,0	
Nominal Temperature	°C	40	
Control System		self-excited	
Execution		brushless	
Regulation Type		Capacitor	
Insulation Class		H	
Protection		IP21	
Maximum Over speed	rpm	2250	
Overload		110% of rated power for one hour in a cycle of 6 hours	
Air Flow Requirement	m ³ /min	5,1 at 50Hz	6,1 at 60Hz
R.F.I. Suppression		Standard EN55011	

REGULATION DATA

Capacitor	Capacitor with Aluminum Technology		
Voltage Regulation	±5%		
Sustained Short Circuit	> 250% of rated current		

WINDING DATA

Stator Winding	Single layer with auxiliary winding		
Rotor Winding	with damping cage		
Number of Leads of Stator	4		
Stator Winding Resistance	Ω	0,41 at 20°C	
Rotor Winding Resistance	Ω	1,04 at 20°C	
THD at full load	<5,5%		
THD at no load	<5,0%		

STANDARD

References	EN60034-1 ISO8528-3 EN55011
------------	-----------------------------

ON REQUEST

UL 1446, Systems of Insulating Materials - General CSA-C22.2 No. 0, Appendix B, General Requirements - Canadian Electrical Code, Part I

CAN/CSA - C22.2 No. 100-14 (R2009) Motors and Generators, UL1004-1 2nd ed. Rotating Electrical Machines - General Requirements, UL1004-4 2nd ed. Electric Generators



E1C13S C/4

ELECTRICAL DATA

Frequency		50Hz - 1500rpm	60Hz - 1800rpm
Voltage Series Star	V	115/230	110/220
Rated Power in Class H (125°C/40°C)	kW	8,0	9,75
Rated Power in Class F (105°C/40°C)	kW	7,3	8,8
Rated Power Standby (150°C/40°C)	kW	8,8	10,5
Rated Power Standby (163°C/27°C)	kW	9,2	11,0

EFFICIENCY IN CL. H

4/4	79,0%	80,0%
3/4	80,0%	80,5%
2/4	74,0%	74,6%
1/4	70,0%	71,0%

MECHANICAL DATA

Bearing non drive end		6305-2Z-C3
Bearing drive end (B3/B14 form)		6208-2Z-C3
Weight of generator	in B2	kg 64,1
	in B3/B14	kg 60,0
	in B3/B9	kg 57,1

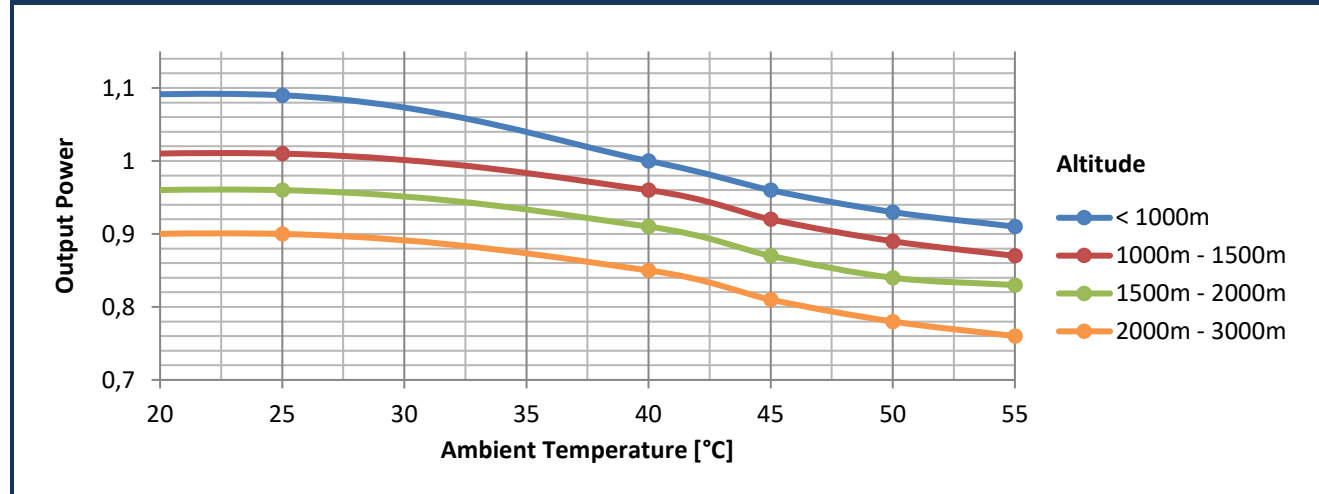


E1C13S C/4

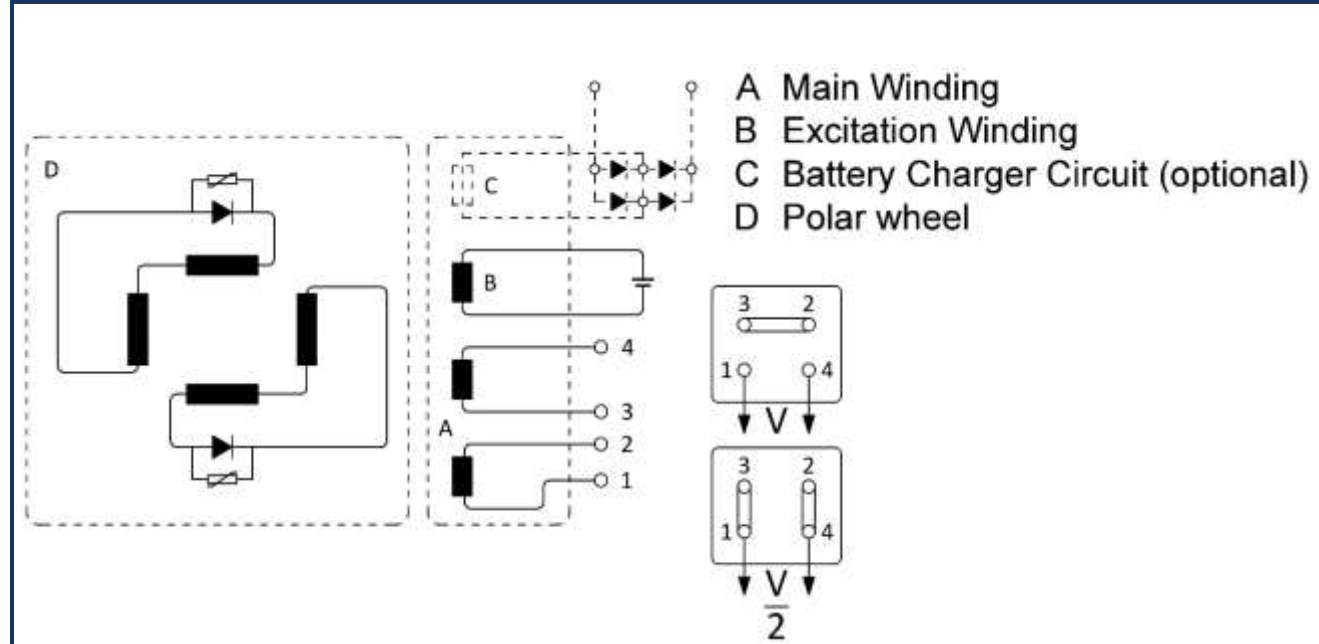
MOMENT OF INERZIA

B3/B9	kg·m ²	0,055
B2	kg·m ²	0,055
B3/B14	kg·m ²	0,055

DERATING CURVES



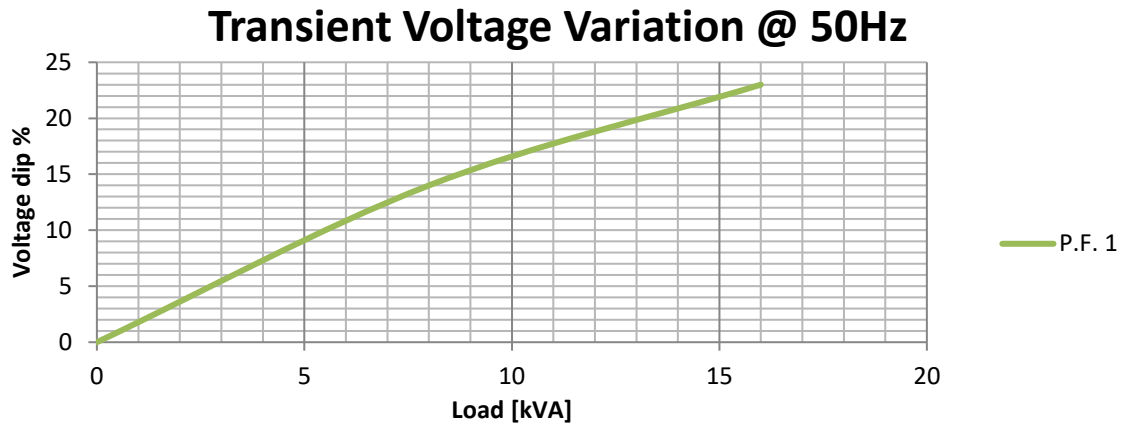
WIRING DIAGRAM



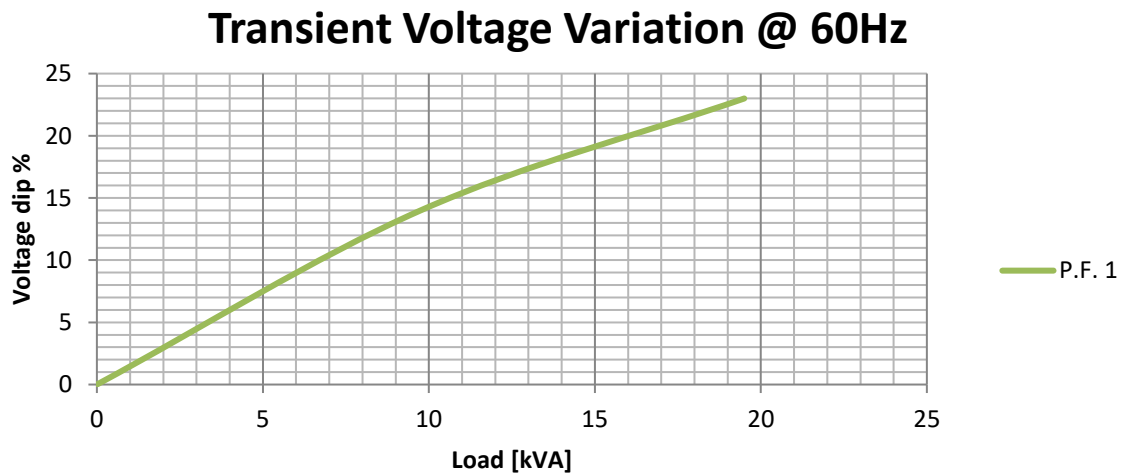


E1C13S C/4

TRANSIENT VOLTAGE VARIATION 50Hz



TRANSIENT VOLTAGE VARIATION 60Hz

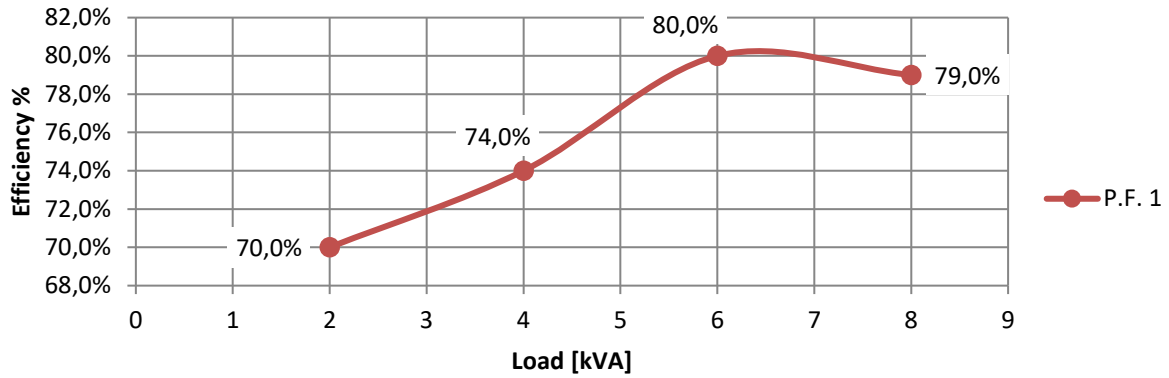




E1C13S C/4

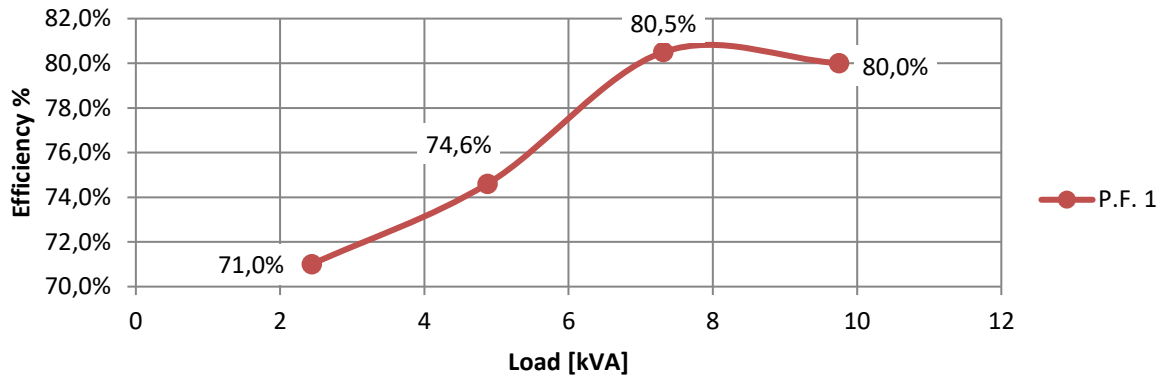
EFFICIENCY 50Hz

Efficiency Curves @ 50Hz



EFFICIENCY 60Hz

Efficiency Curves @ 60Hz





E1C13S C/4

