

TECHNICAL DATA SHEET



**ALTERNATOR PRO28M F/4**

*Three-Phase brushless synchronous alternator with AVR - 4 poles*

## PRO28M F/4

### COMMON DATA

Rated Power at 50Hz	kVA	350	
Rated Power at 60Hz	kVA	420	
Rated Power Factor		0,8	
Nominal Temperature	°C	40	
Control System		self-excited	
Execution		brushless	
Regulation Type		AVR	
Insulation Class		H	
Protection		IP23	
Maximum Over speed	rpm	2250	
Overload		110% of rated power for one hour in a cycle of 6 hours	
Air Flow Requirement	m <sup>3</sup> /min	39,5 at 50Hz	45 at 60Hz
R.F.I. Suppression		Standard EN55011	

### REGULATION DATA

AVR		HVR30
Sensing		three-phase
Voltage Regulation		±1%
Sustained Short Circuit		> 300% of rated current

### WINDING DATA

Stator Winding		Double layer with auxiliary winding	
Rotor Winding		with damping cage	
Winding Pitch		2/3	
Number of Leads of Stator		12	
Stator Winding Resistance	Ω	0,004 at 20°C	
Rotor Winding Resistance	Ω	2,9 at 20°C	
Exciter Stator Resistance	Ω	15 at 20°C	
Exciter Rotor Resistance	Ω	0,25 at 20°C	
THD at full load		<3%	
THD at no load		<3%	
Excitation at no load	Adc	0,63	
Excitation at full load	Adc	2,2	

### STANDARD

References	EN60034-1 ISO8528-3 EN55011
------------	-----------------------------

### ON REQUEST

UL 1446, Systems of Insulating Materials - General CSA-C22.2 No. 0, Appendix B, General Requirements - Canadian Electrical Code, Part I

## PRO28M F/4

### ELECTRICAL DATA

Frequency		50Hz - 1500rpm				60Hz - 1800rpm			
Voltage Series Star	V	<b>380/220</b>	<b>400/230</b>	<b>415/240</b>	<b>440/254</b>	<b>415/240</b>	<b>440/254</b>	<b>460/266</b>	<b>480/277</b>
Rated Power in Class H (125°C/40°C)	kVA	350	350	350	340	390	420	420	420
	kW	280	280	280	272	312	336	336	336
Rated Power in Class F (105°C/40°C)	kVA	300	300	300	290	335	360	360	360
	kW	240	240	240	232	268	288	288	288
Rated Power Standby (150°C/40°C)	kVA	365	365	365	354	400	435	435	435
	kW	292	292	292	283,2	320	348	348	348
Rated Power Standby (163°C/27°C)	kVA	375	375	375	365	415	450	450	450
	kW	300	300	300	292	332	360	360	360

### EFFICIENCY IN CL. H

4/4	93,7%							94,0%
3/4	93,9%							94,2%
2/4	93,0%							93,3%
1/4	90,0%							90,6%

### REACTANCES AND TIME CONSTANTS

pcc		0,40							
X <sub>d</sub> - dir. axis synchronous		377%	340%	316%	273%	422%	405%	370%	340%
X' <sub>d</sub> - dir. axis transient		19,9%	18,0%	16,7%	14,5%	22,4%	21,4%	19,6%	18,0%
X'' <sub>d</sub> - dir. axis subtransient		9,4%	8,5%	7,9%	6,8%	10,6%	10,1%	9,3%	8,5%
X <sub>q</sub> - quad. axis reactance		235%	212%	197%	170%	263%	252%	231%	212%
T' <sub>do</sub> - O.C. field time constant		1870ms							
T' <sub>d</sub> - Transient time constant		115ms							
T'' <sub>d</sub> - Sub-transient time constant		13ms							

### MECHANICAL DATA

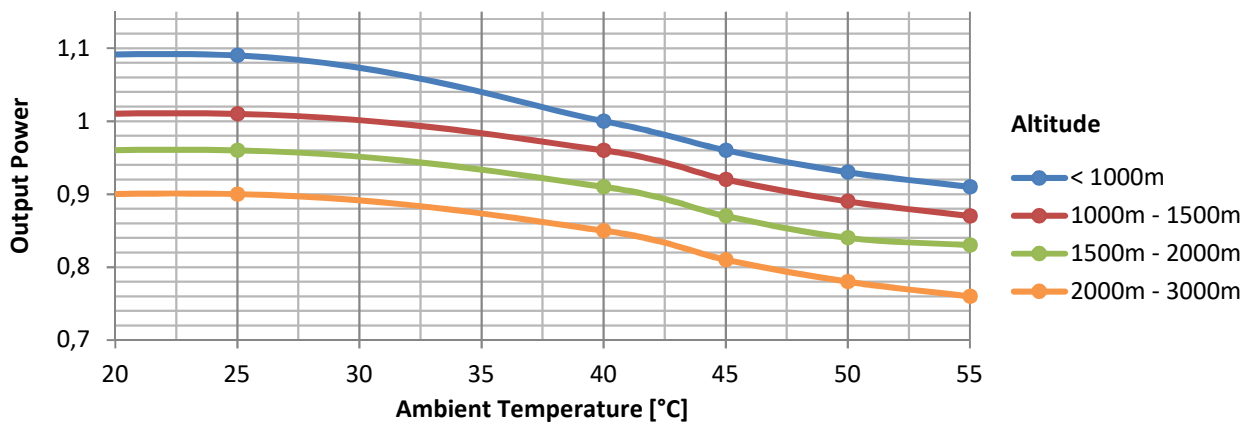
Bearing non drive end				6314-2RS-C3
Bearing drive end (B3/B14 form)				6316-2RS-C3
Weight of generator	in B2	kg		949
	in B3/B14	kg		960
	in B3/B9	kg		\

# PRO28M F/4

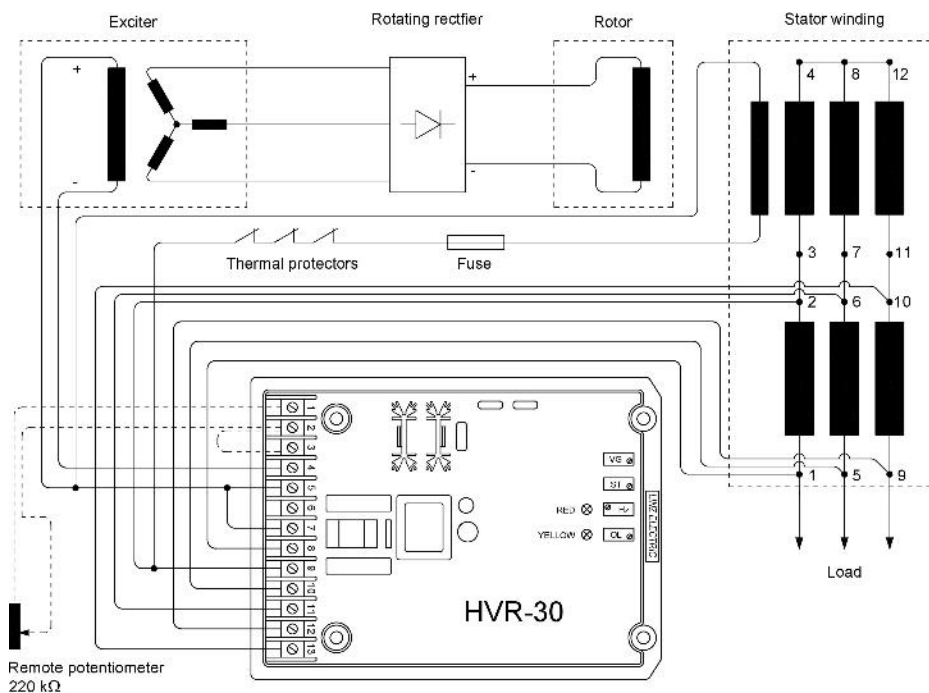
## MOMENT OF INERZIA

B3/B9	kg·m <sup>2</sup>	\
SAE 7½	kg·m <sup>2</sup>	\
SAE 8	kg·m <sup>2</sup>	\
SAE 10	kg·m <sup>2</sup>	\
SAE 11½	kg·m <sup>2</sup>	4,408
SAE 14	kg·m <sup>2</sup>	4,524
SAE 18	kg·m <sup>2</sup>	\
B3/B14	kg·m <sup>2</sup>	4,229

## DERATING CURVES



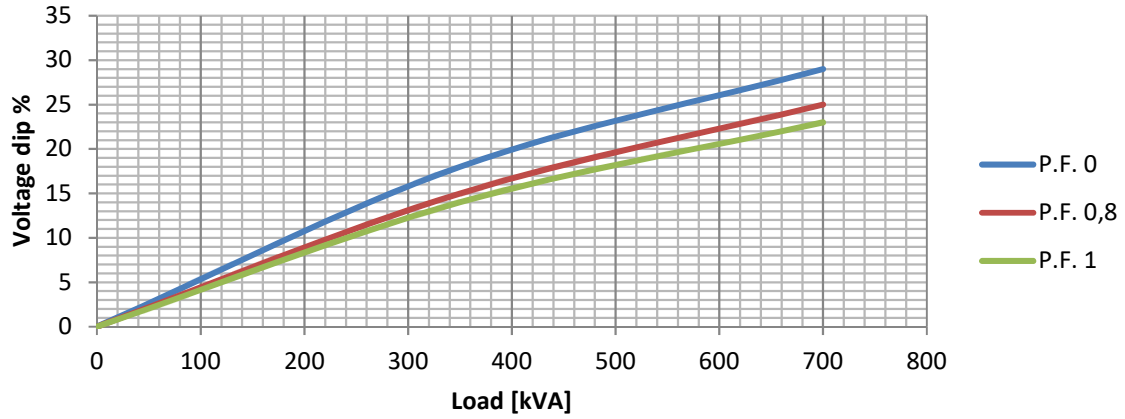
## WIRING DIAGRAM



# PRO28M F/4

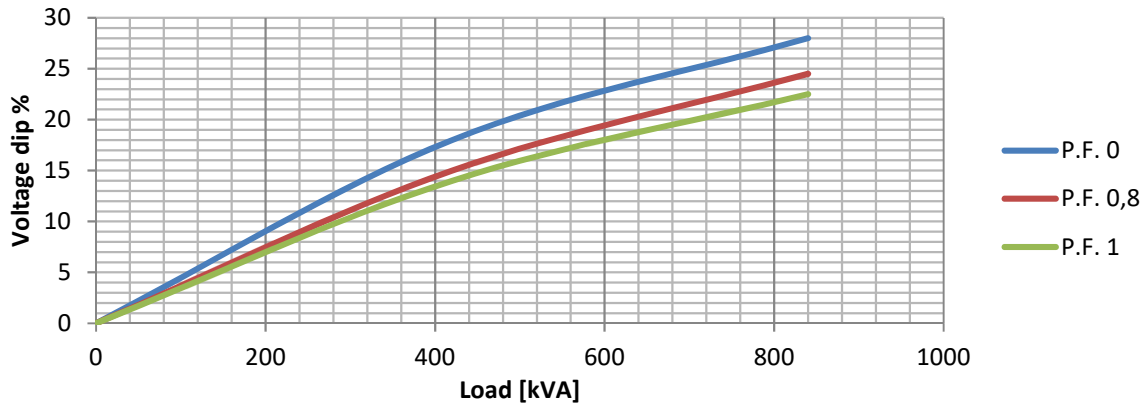
## TRANSIENT VOLTAGE VARIATION 50Hz

### Transient Voltage Variation @ 50Hz



## TRANSIENT VOLTAGE VARIATION 60Hz

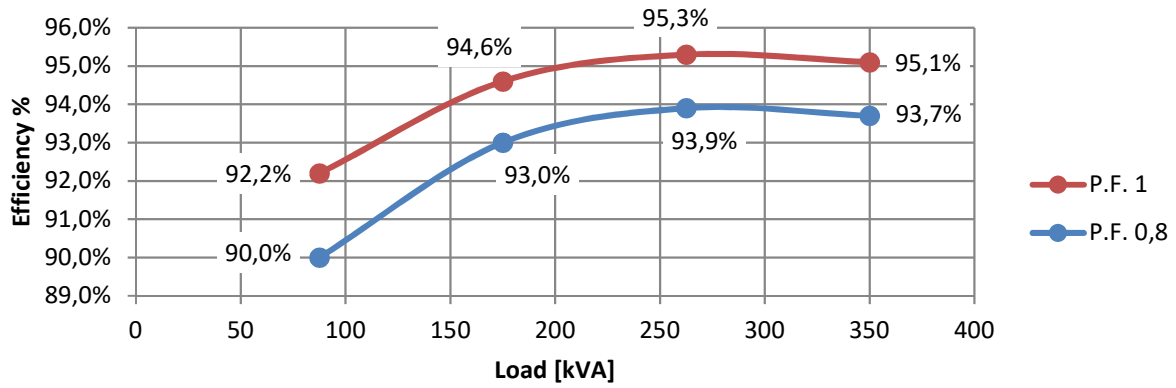
### Transient Voltage Variation @ 60Hz



# PRO28M F/4

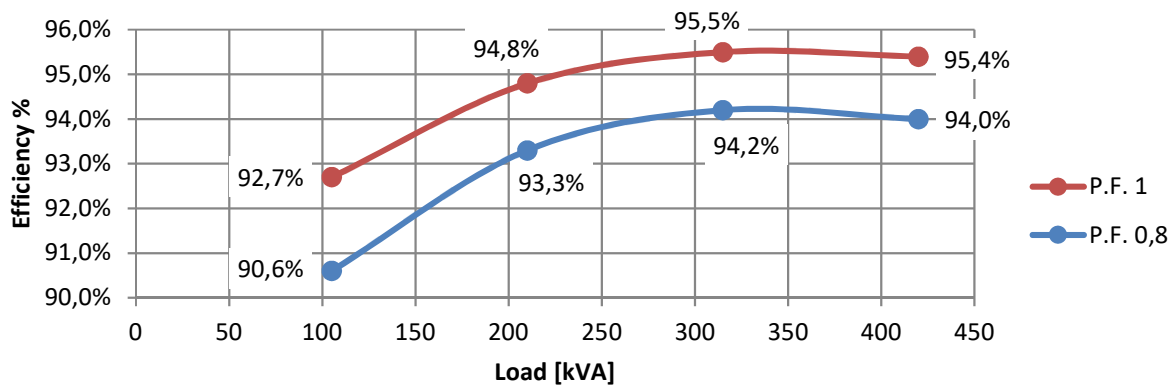
## EFFICIENCY 50Hz

### Efficiency Curves @ 50Hz



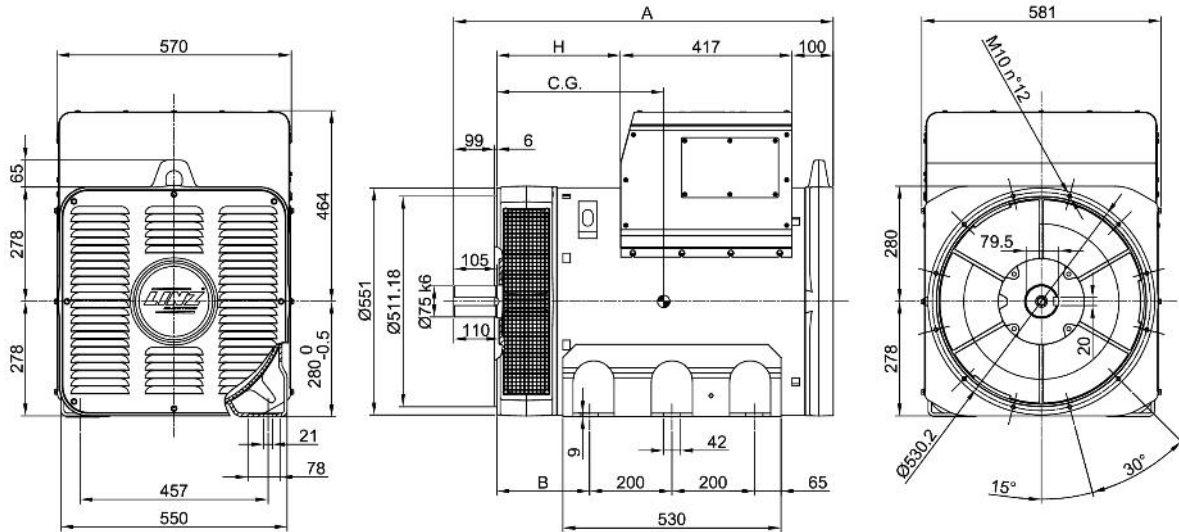
## EFFICIENCY 60Hz

### Efficiency Curves @ 60Hz

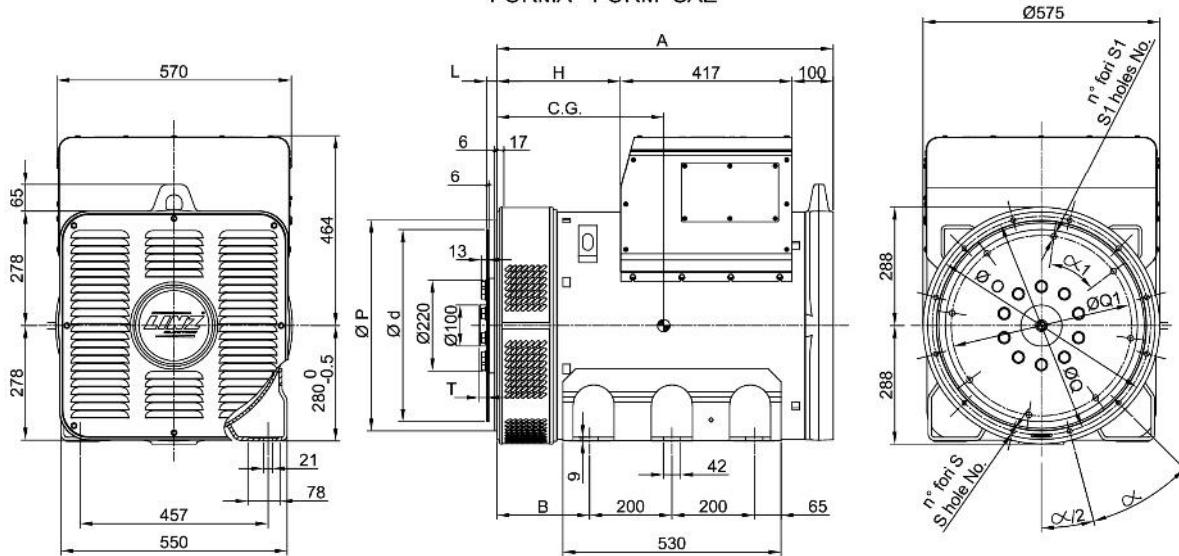


# PRO28M F/4

FORMA - FORM B3/B14



FORMA - FORM SAE



FORMA - FORM		A	B	H
B3/B14	PRO 28S	922	225	300
	PRO 28M	1072		450
	PRO 28L	1137	325	515
SAE	PRO 28S	817	225	300
	PRO 28M	967		450
	PRO 28L	1032	325	515

TIPO - TYPE	C.G.
PRO28S A/4	376
PRO28S B/4	380
PRO28S C/4	394
PRO28S D/4	406
PRO28M E/4	452
PRO28M F/4	480
PRO28L G/4	513

SAE N.	FLANGIE - FLANGES - BRIDAS					
	Ø O	Ø P	Ø Q	n. fori holes No.	S	α
3	451	409.6	428.6	12	12	30°
2	490	447.68	466.7			
1	552	511.18	530.2			

SAE N.	GIUNTI A DISCO - COUPLING DISCS - JUNTAS A DISCOS						
	L	Ø d	Ø Q1	n. fori holes No.	S1	α1	T
11 1/2	39.6	352.42	333.37	8	10.5	45°	0
14	25.4	466.72	438.15	8	14	45°	17.3